

Fall 2020 Student Perceptions of
Instruction: Response Rates and Scores
by College and University Overall

Purpose

Table 1: University of South Alabama

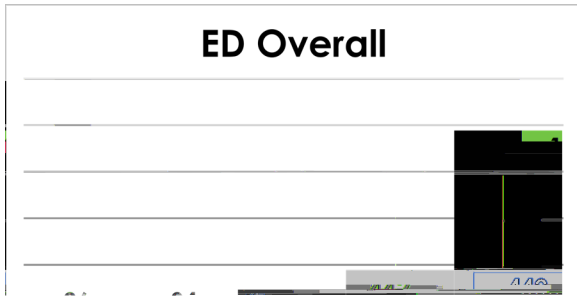


Table 2: College of Allied Health Professionals

Mean	SD	Median	Response Rate (%)
4.22	1.02	4.8	48%

Mean	SD	Median	Response Rate (%)
4.31	.88	4.82	

Table 5: College of Education and Professional Studies



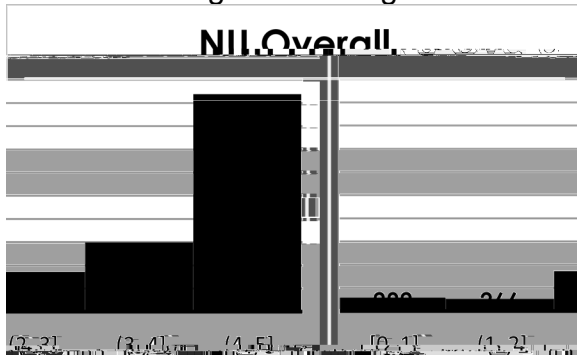
Mean	SD	Median	Response Rate (%)
4.38	.92	5	51%

Table 6: College of Engineering



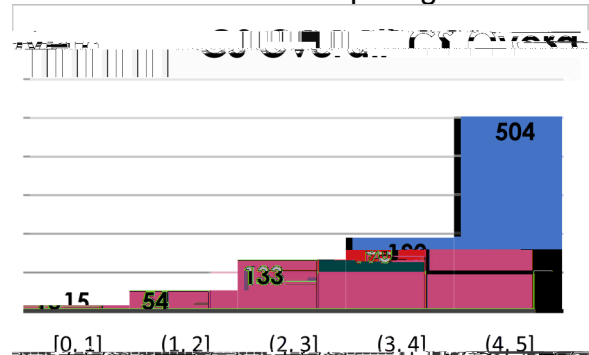
Mean	SD	Median	Response Rate (%)
4.09	1.09	4.55	52%

Table 7: College of Nursing



Mean	SD	Median	Response Rate (%)
4.26	.97	4.82	67%

Table 8: School of Computing



Mean	SD	Median	Response Rate (%)
4.02	1.1	4.36	44%

Table 9: The Graduate School

Mean	SD	Median	Response Rate (%)
4.33			